



rSOIR

Risk-Based State of Infrastructure Report

2019-10-29

NA

About this Report

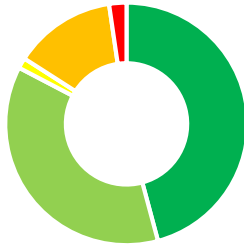
aimSOIR is an Excel-based asset management reporting tool. The tool requires data to be captured in a particular aimSOIR format and will aid in creating graphs, tables, and other visuals describing the state of your infrastructure. aimSOIR is a common development initiative. Please see the contributor and licensing sheet for more information.

This report is the Refined State of Infrastructure Report (rSOIR). The rSOIR is intended to report on prioritization of assets through analysing risk values. These risk values are obtained by determining two main factors: *probability of failure* and *consequence of failure*.

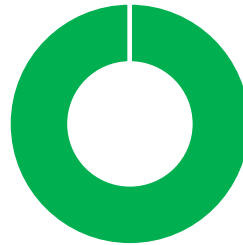
1. Summary of All Asset Classes

Risk Class	Asset Class						Total
	Wastewater	Stormwater	Transportation	Water Supply	Facilities	Fleet	
Lowest	\$ 8,414,994	\$ 948,420	\$ -	\$ 3,639,922	\$ -	\$ -	\$ 13,003,336
Low	\$ 6,766,226	\$ -	\$ 81,464	\$ 7,080,539	\$ -	\$ -	\$ 13,928,229
Med	\$ 258,015	\$ -	\$ -	\$ 10,570,908	\$ -	\$ -	\$ 10,828,923
High	\$ 2,502,037	\$ -	\$ -	\$ 682,039	\$ -	\$ -	\$ 3,184,076
Extreme	\$ 424,269	\$ -	\$ -	\$ 503,470	\$ -	\$ -	\$ 927,739

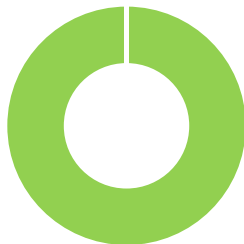
Wastewater



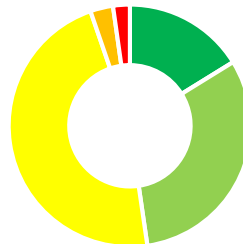
Stormwater



Transportation



Water Supply



Facilities

Fleet

